

# The Mid-Cape Customer Portal

*myaccount.midcape.net*



May 5, 2014



# How to get there

- Go to <http://myaccount.midcape.net>

Mid-Cape Home Centers Since 1985

Everything for Building, Remodeling and Home Improvement Since 1895. Visit one of our locations and meet with our experts specializing in: Quality Lumber, Paint, Windows and Doors and more!

All New Online Account Access Tool.

» Get started by setting up your account «

- Click the blue box to begin process



# Signing Up

- Enter your account number
  - click “Create an Account”
- Enter address information
  - This is used to verify your account, reviewed by us!
- Enter username, e-mail, password, contact name
  - Mid-Cape will activate you ASAP
  - You’ll see account data the following day

I am an existing Customer, but need an online account.

Customer Number:



Account Information

Account Number:

Address:

City:

State:

ZipCode:

Phone Number:



Account Information

Username:

Email:


Confirm Email:

Password:

Confirm password:

First Name:

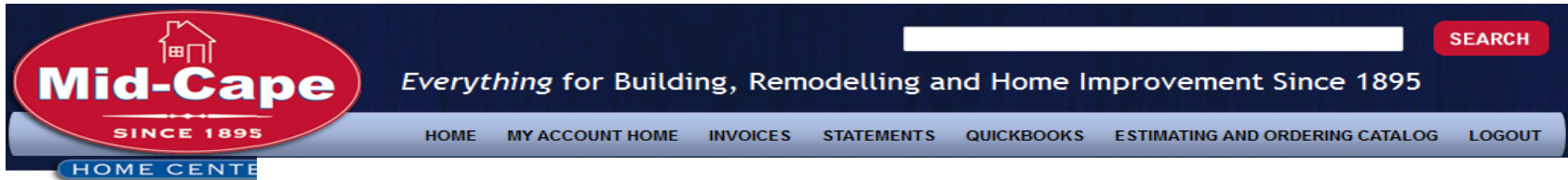
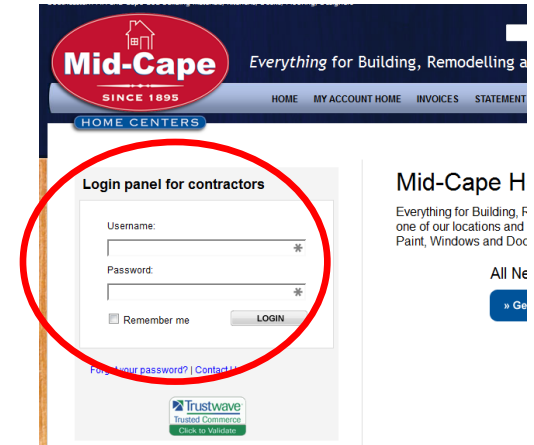
Last Name:

Enter  Below



# Signing In

- Go back to <http://myaccount.midcape.net>
- Enter username/password



## My Accounts

My Account
<b>B2BAccount</b>
Shop
Dashboard
Statements
Jobs
Quotes
Orders
Invoices
Credits
Quickbooks
<b>IBOSAaccount</b>
Activate Users
<b>User Profile</b>
General Information
Change Password

- Use left menu to shop, view/print account history/statements, and integrate with Quickbooks (instructions separate)